

Download and Install App from Google Play Store (Android)

Scan the QR code below to learn more about Set up and Use Smart Devices competency:



Content

Introduction	2
Cyber Security Tips	3
Log in to Google Play Store	4
Download and Locate an App	5
Uninstall an App	6



Introduction

The Digital Skills for Life (DSL) guide is a collection of booklets that is designed to help you learn essential digital skills for daily living. It offers step-by-step instructions and quick tips that empowers you to navigate the digital landscape confidently and safely.

It is designed for anyone who wants to pick up essential digital skills for daily living.

The DSL skills are grouped into 5 competency areas as shown in the diagram.

Learning Outcomes:

This guidebook focuses on the 'Set up and Use Smart Devices' competency, where you will learn:



- Able to connect to the Internet, install and use mobile device apps.




The guidebook is based on common software icons and mobile device settings. Please note that certain features may differ across different mobile devices and models.



Cyber Security Tips

To stay safe while browsing apps, please keep to the following:



Always verify the authenticity of the app using official websites and sources, even if they are available on official Google Play Store.



Grant an app permission only if necessary.



Uninstall a breached app (apps that are no longer secure due to malicious activities) as soon as possible to reduce the risk of exposing any information.

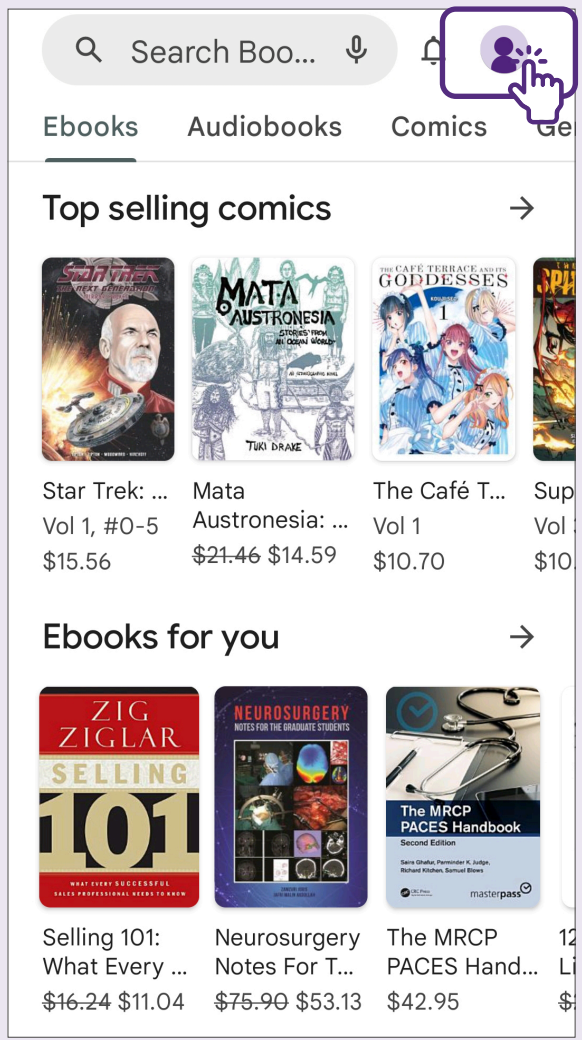


Update the mobile device software and applications to the latest versions as soon as they are available.

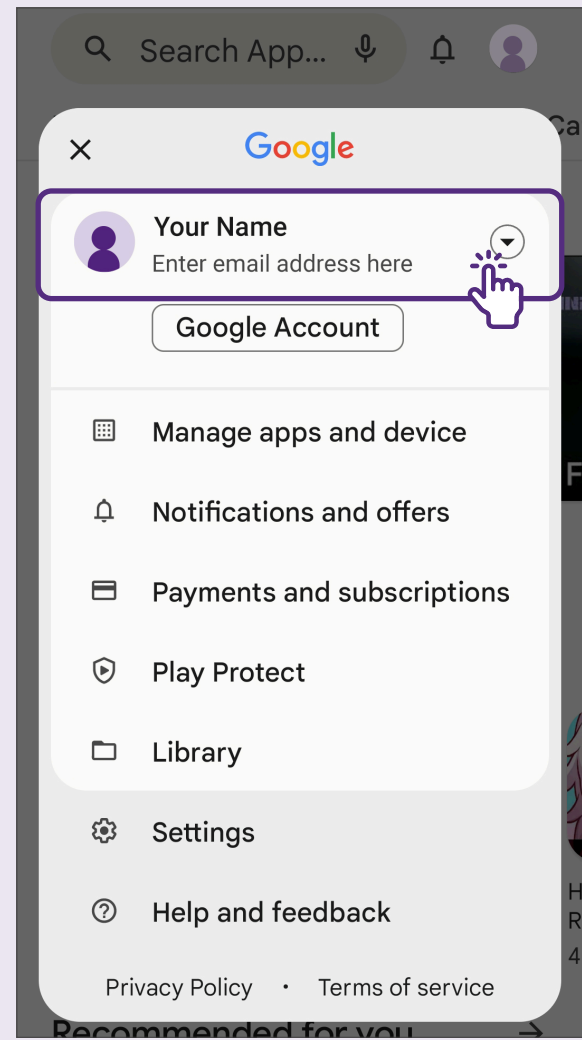


Log in to Google Play Store

1 Tap on Profile



2 Sign In to Your Account



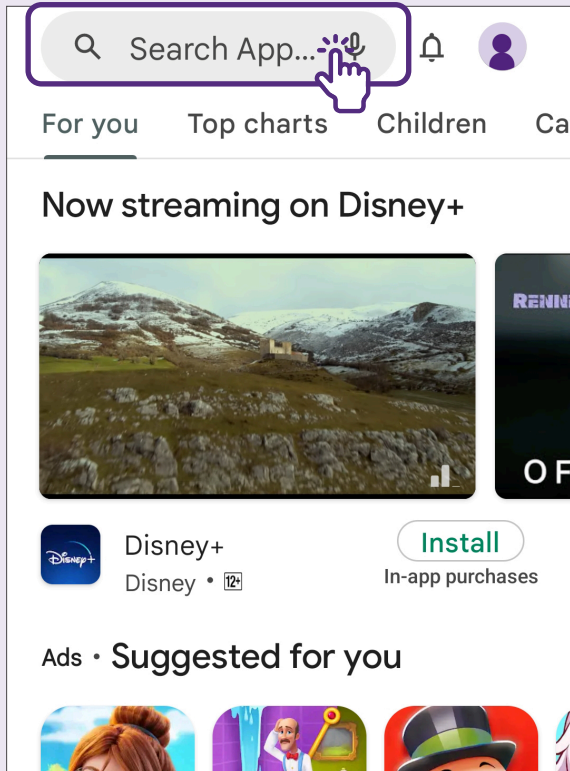
Download and Locate an App

1 Select Google Play Store

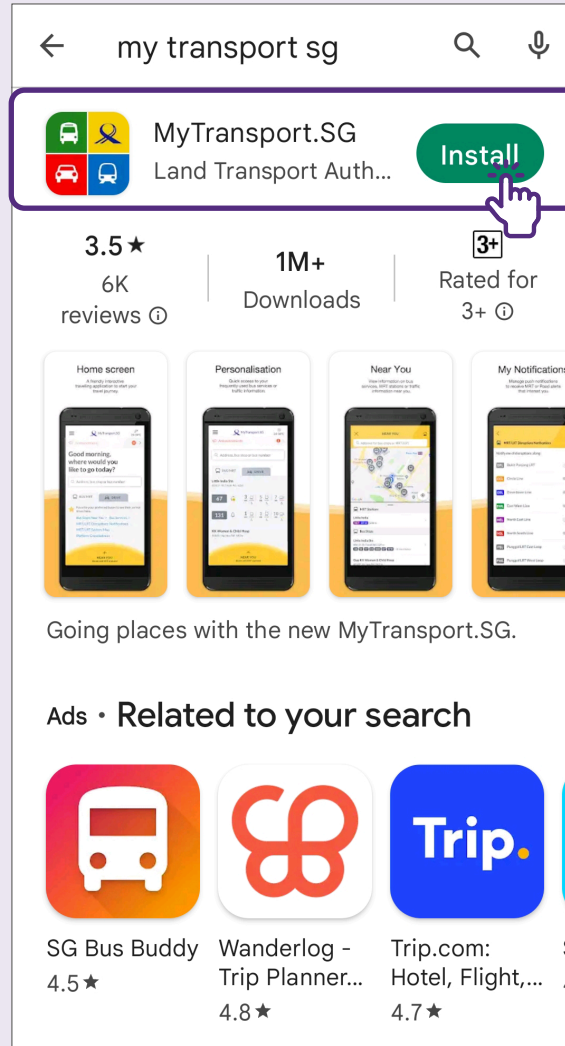


Find and tap "Google Play Store" on your mobile device.

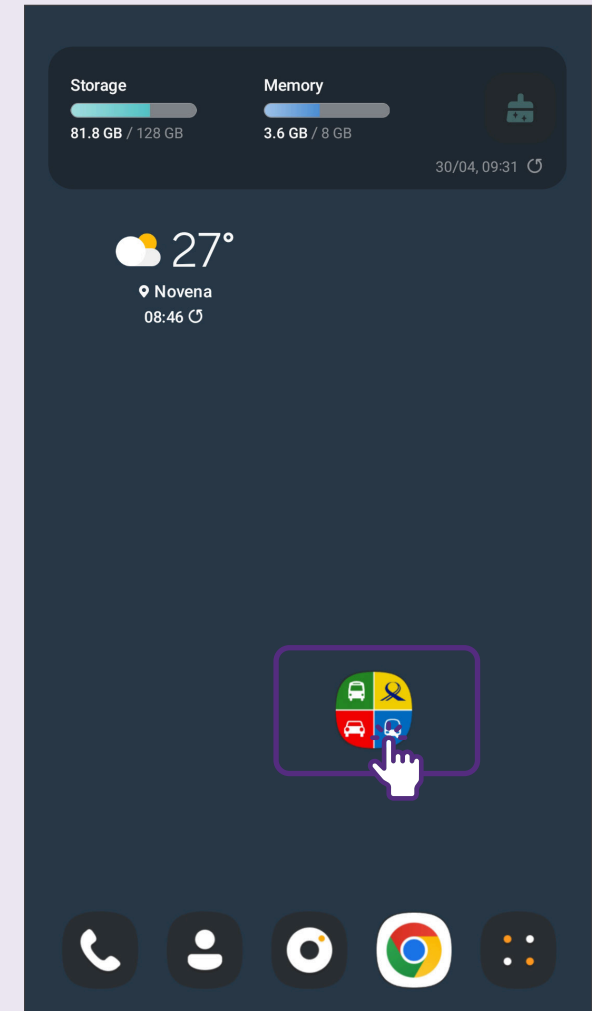
2 Search for an App



3 Install an App

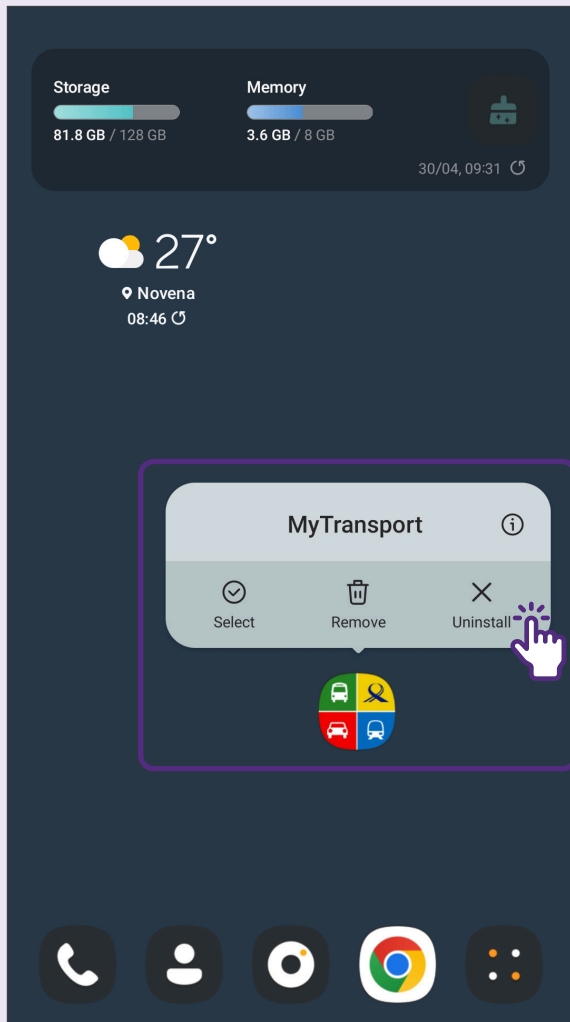


4 Locate App on Home Screen

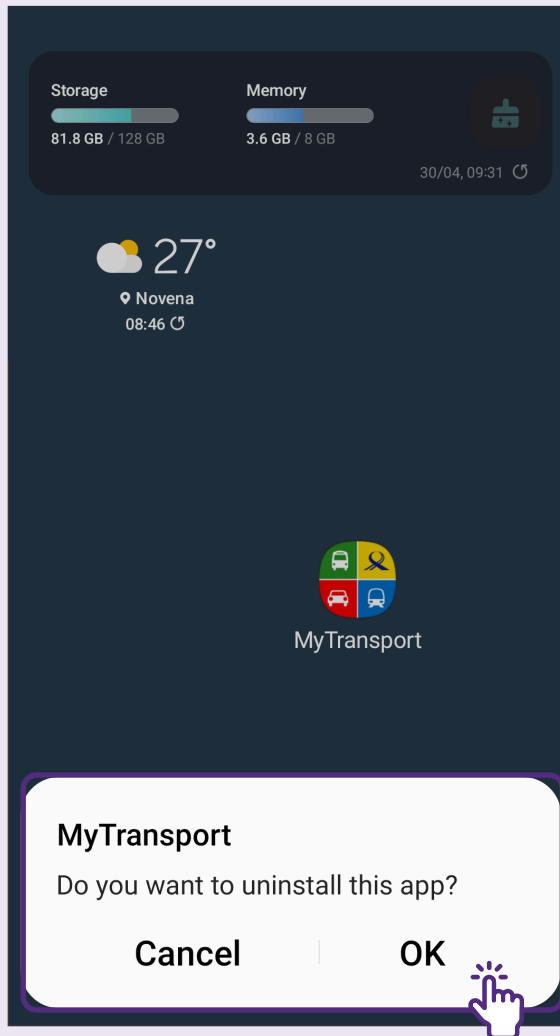


Uninstall an App

1 Tap and Hold the Icon to Uninstall



2 Select OK to Uninstall



**For more information and
to find your nearest SG
Digital community hubs:**

IMDA Contact Centre

Hotline: +65 6377 3800

Feedback: go.gov.sg/imda-feedback

Website: digitalforlife.gov.sg



**Scan QR code to
visit the Digital for
Life Portal.**

© 2026 Info-communications Media Development Authority. All rights reserved.
No part of this resource may be used or copied without explicit consent from IMDA.
Materials used in connection with this guide may also be subject to copyright protection.
These are not limited to: documents, slides, images, audio, and video. Unauthorized retention,
duplication, distribution, or modification of copyrighted materials is strictly prohibited.