





DID YOU KNOW?

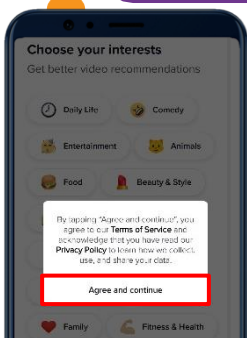
TikTok is the leading destination for short-form mobile video. Our mission is to inspire creativity and bring joy!

STEP 1 Install the TikTok App on your mobile phone

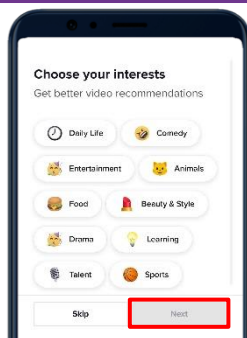
Go to the **Apple App Store**  or **Google Play Store**  to download the **TikTok App** and launch the application.

1. For iOS users, tap on **'Get'** to download the app.
2. For Android users, tap on **'Install'** to download the app.

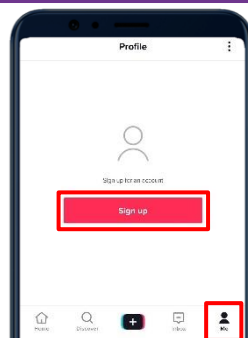
STEP 2 Sign up and register for TikTok



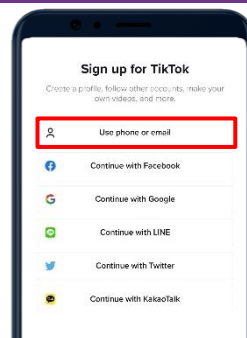
3. Tap on **'Agree and continue'** to accept the terms and conditions.



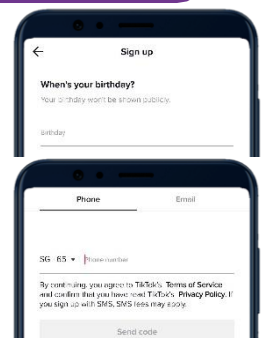
4. Choose your topics of interest and tap **'Next'**.



5. Tap on the **'Me'** icon followed by **'Sign up'** to create an account.



6. Sign up using your phone, email or any of your current social media accounts.

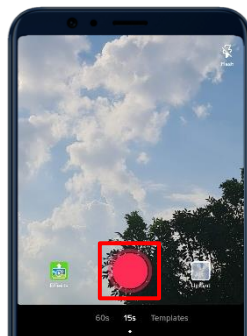


7. For phone or email option, tap to input the information and provide the verification code.

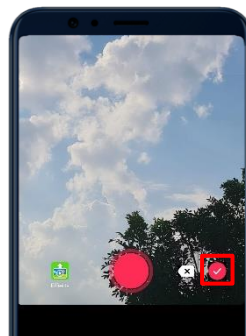
STEP 3 Record and post a video!



8. Tap on the plus **'+'** button to enter camera mode.



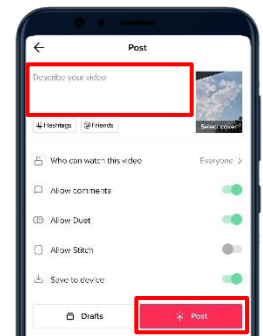
9. Tap on the **red button** to start recording. Tap on it again to stop recording.



10. Tap on the tick **'✓'** icon to finish recording.



11. Add sounds, text, effects, and stickers to your video. Once done, tap **'Next'**.



12. Add a caption in the description box. Tap on **'Post'** to upload your video!



Cyber security tips (Credit: CSA Singapore / GoSafeOnline)

- Do not share personal or financial information online.
- Never disclose your verification code or password with anyone or unknown websites.
- Update your software regularly to protect your devices against malware.