



SG Digital



Starter Kit on
WhatsApp

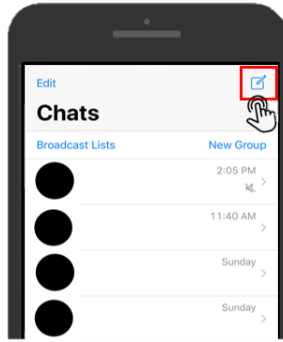


DID YOU KNOW?


You can use WhatsApp to send text messages and voice messages, make voice and video calls, and share user locations and media with your families and friends!

STEP 1 Install the WhatsApp app on your mobile phone and add contacts

Go to the **Apple App Store**  or **Google Play Store**  to download the WhatsApp app and launch the application.

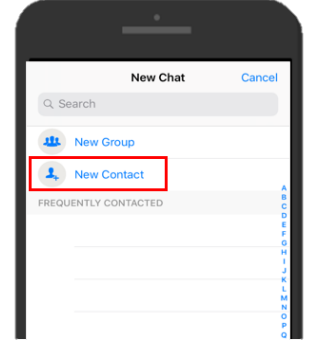


iOS user



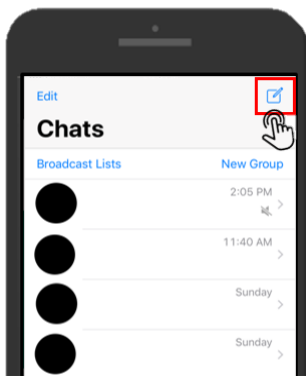
Android user

1. Tap on the  or  icon.

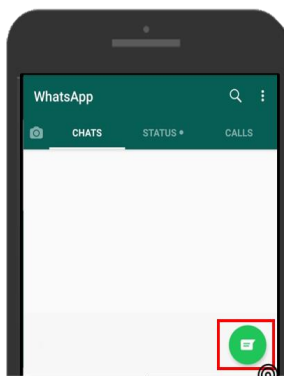


2. For both iOS and Android users, tap on **'New Contact'** to add a new contact.



STEP 2 Send WhatsApp messages via keypad

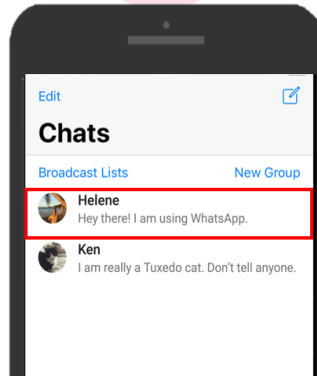


iOS user

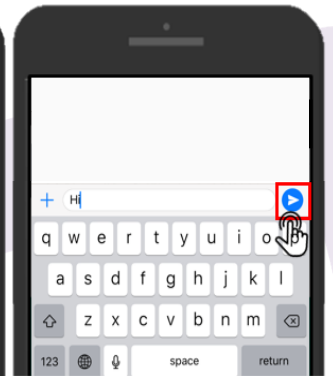


Android user


1. To start a new chat, tap on the chat  or  icon.



iOS user

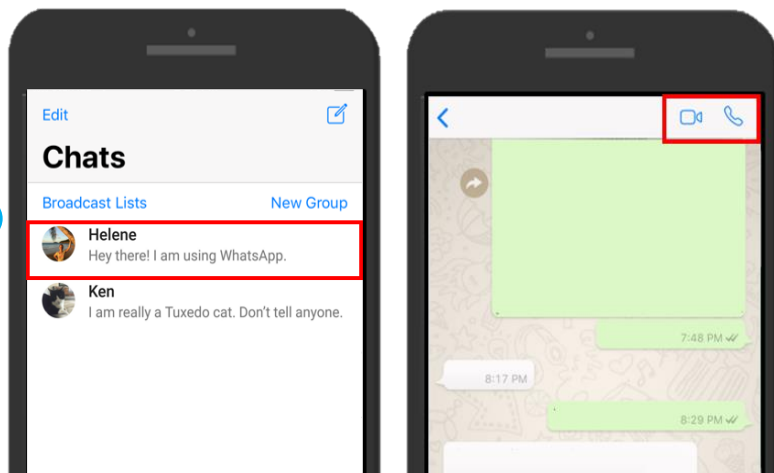




Android user

2. Select the contact you wish to chat with. Type your message and tap on  to send.

STEP 3

Make a WhatsApp voice call and video call



1. Select the contact you wish to chat with.
2. Tap on the  icon to make a phone call.
3. Tap on the  icon to make a video call.

Cyber security tips (Credit: Cyber Security Agency of Singapore)



- Block unknown users that send you unsolicited chats.
- Do not open or download any unverified links and attachments from unknown sources.
- Do not disclose personal or financial information over WhatsApp.



HELPING YOU MAKE CONNECTIONS THAT MATTER



Because life is more colourful when you're connected

Seniors Go Digital is a programme that is specially designed to help you begin your digital journey, with online resources and fun learning sessions that will let you pick up new skills.

Find Out More



go.gov.sg/SeniorsGoDigital



6377 3800



info@sdo.gov.sg