



SG Digital

Starter Kit on LifeSG App



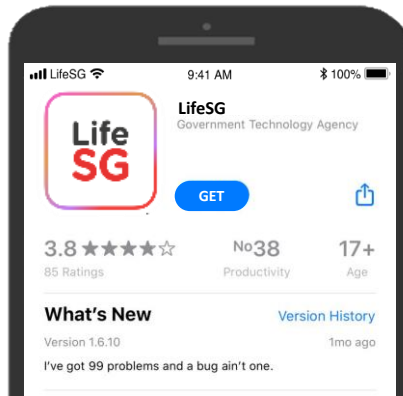
DID YOU KNOW?

With LifeSG, you can find government benefits that are relevant for you, search for activities and events near you and access most-used government services all in one app.


STEP 1

Install the LifeSG App on your mobile phone

Go to the **Apple App Store** or **Google Play Store** to download the **LifeSG** app and launch the application.



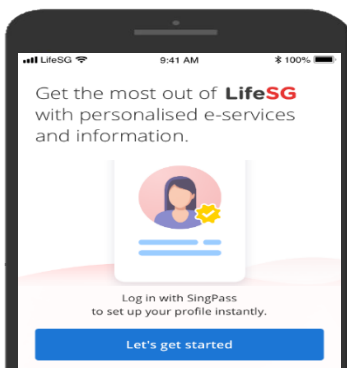
1. For iOS users, tap on **GET** to download the app.



2. For Android users, tap on **Install** to download the app.

STEP 2

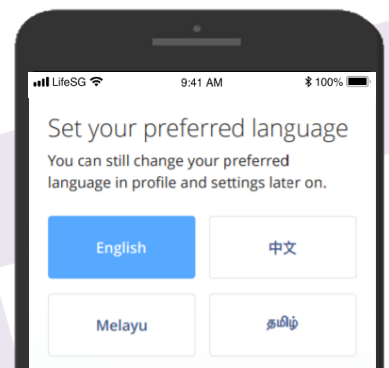
Log in LifeSG app with SingPass



1. Launch the LifeSG app and follow the on-screen steps to begin.



2. Log in with your SingPass to view information and services personalized for you!

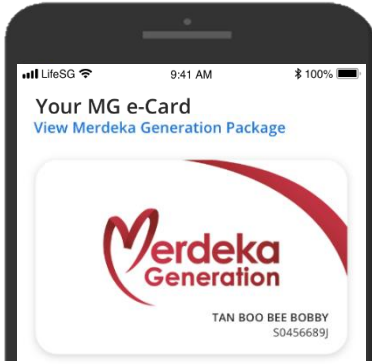


3. Select your preferred language and start using the LifeSG app!

Note: Your SingPass ID is your unique identifier that allows the app to verify your ID and keep your information safe.

STEP 3

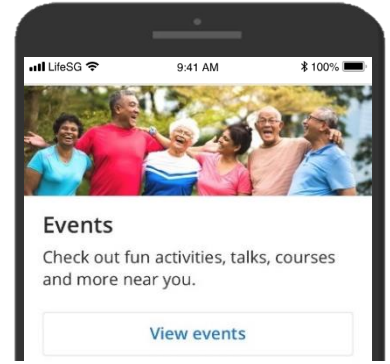
Access the 3 Key Features in LifeSG App



1. **Access** your MG e-card and view available discounts and benefits available for you.



2. **Get notified** about the latest government schemes and benefits you are eligible for.



3. **View and sign up** for the latest active ageing programmes near you.



Cyber security tips

- Do not disclose your SingPass login details to others as it can lead to unauthorised access to your accounts and personal information.
- Download apps only from official sources.

Credit: Content provided by GOVTECH SINGAPORE



HELPING YOU MAKE CONNECTIONS THAT MATTER



Because life is more colourful when you're connected

Seniors Go Digital is a programme that is specially designed to help you begin your digital journey, with online resources and fun learning sessions that will let you pick up new skills.

Find Out More



go.gov.sg/SeniorsGoDigital



6377 3800



info@sdo.gov.sg