

A SENIOR'S GUIDE TO **YOUTUBE**

Online videos are generally very popular and YouTube is one of the most popular platforms to watch videos on demand. Just type a topic into the search bar, and you can see millions of video results.



HERE ARE SOME TIPS FOR THE NOVICE YOUTUBE USERS

LIKE A VIDEO



Did you enjoy the video? **Tap the thumbs up** icon to **"Like"** the video.

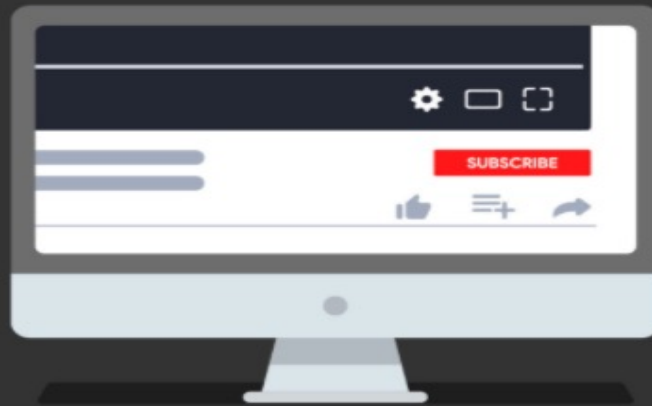


If you did not like the video at all, **tap the thumbs down** icon to **"Dislike"** it.

This will help YouTube to **recommend videos** that **you are more likely to watch.**

SUBSCRIBE TO A CHANNEL

1



If you find content from a particular YouTube channel interesting, you should click on the **subscribe** button **under the video** to follow their channel.




2

Once you have subscribed, a bell icon will pop up. **Tap the bell if you wish to receive notifications** when the channel launches a new video.

WATCH LATER



SO MANY VIDEOS, SO LITTLE TIME.

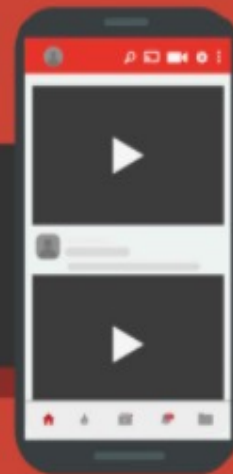


If you have found an interesting video that you are not be able to watch now, tap the three dots next to the video's title and tap **"Save to Watch Later"**.

This will save the video to a playlist which you can return to view.

MENU

At the bottom of YouTube's app, there are five icons.



Tap "**Subscriptions**" to view the latest videos from your subscribed channels.



Select "**Library**", then "**Watch Later**" to access your saved videos from earlier.



"**Liked Videos**" is also available in the "**Library**" tab. Selecting this will show you all the videos that you have previously liked.



SUBSCRIBE

Don't forget to subscribe to **IMDA's YouTube** channel by scanning the QR Code below. **Happy viewing!**



SCAN ME



SG:D | GET READY!
SILVER INFOCOMM