

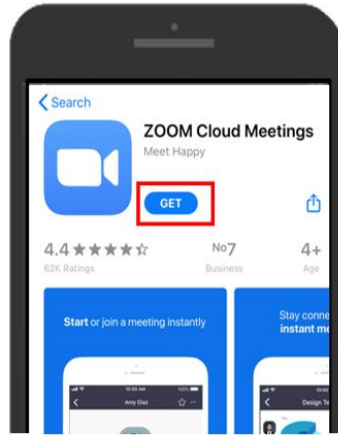


Virtual Digital Clinic -

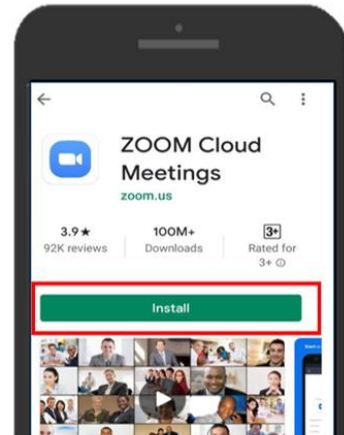
Joining a session using a Mobile Phone/Tablet

Step 1: Download the Zoom mobile app on your mobile devices.

Go to the **Apple App Store**  or **Android Play Store**  to download the Zoom app and launch the application.



1. For iOS users, tap on 'Get' to download the app.



2. For Android users, tap on 'Install' to download the app.

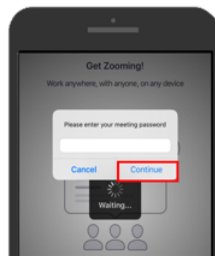
Step 2: To join the VDC session, click the Zoom link <https://go.gov/sg/JoinVDC> sent to you via email.

Note: Please join the meeting room 15 minutes prior to the consultation time you have selected during the online registration.

Click on the Zoom link sent to you via email or through an instant message.



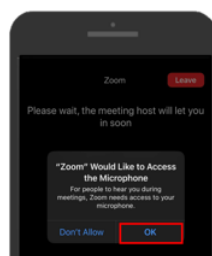
1. Enter your name, connect to audio and turn on your video. Tap 'Join Meeting'.



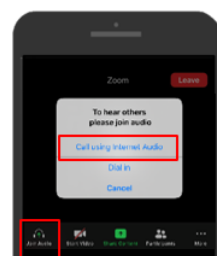
2. Enter the meeting password and tap 'Continue'.



3. Tap 'OK' to allow Zoom to access your camera. Select 'Join with video'.



4. Tap 'OK' to allow Zoom to access your microphone.



5. Tap 'Join Audio', 'Call using Internet Audio' to hear audio in Zoom.

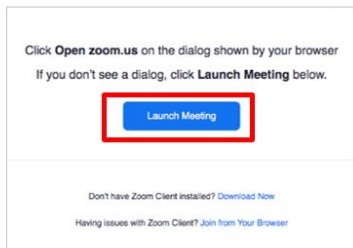
Virtual Digital Clinic -

Joining a session using a Computer/Laptop

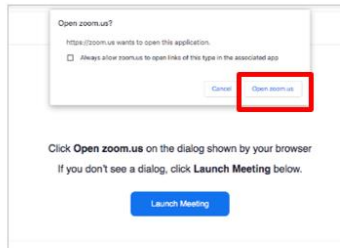
Step 1: Click the Zoom link <https://go.gov/sg/JoinVDC> sent to you via email.

Note: Please join the meeting room 15 minutes prior to the consultation time you have selected during the online registration.

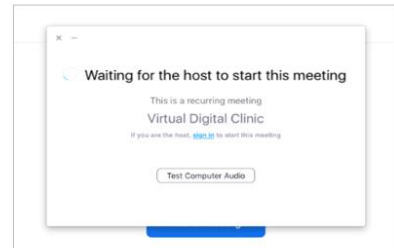
For users with the Zoom application downloaded on their computer/laptop.



1. If you have the Zoom application on your computer/laptop, click '**Launch Meeting**'.

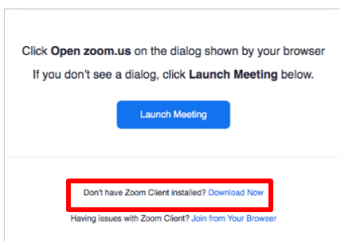


2. Click '**open zoom.us**' to launch the Zoom application.

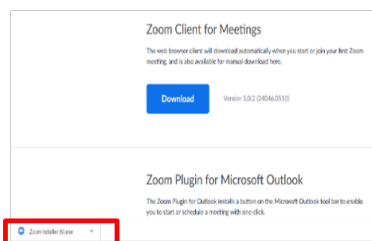


3. You will be held in the waiting room until the host let you into the room.

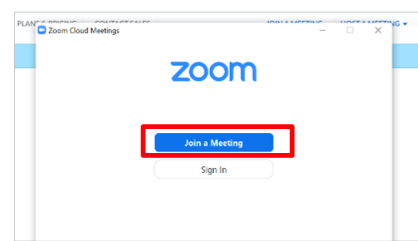
For users without the Zoom application downloaded on their computer/laptop.



1. If you do not have the Zoom application on your computer/laptop, click '**Download Now**'.

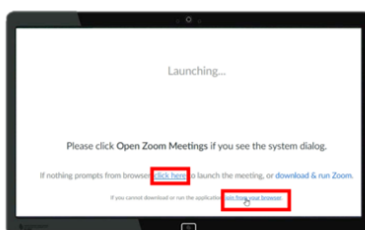


2. The Zoom installer will begin downloading. Open the .exe file after the download has completed to begin the installation process.

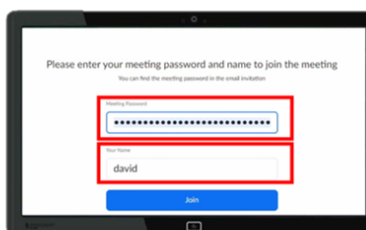


3. After completing the installation of the Zoom application, click on '**Join a Meeting**' to join the VDC session. You will be held in the waiting room until the host let you into the room.

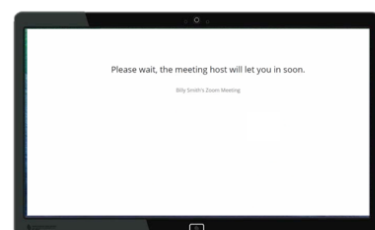
For users joining from Internet browser.



1. Click '**Click here**' and select '**Join from your browser**'.



2. Enter the meeting password and your name. Click '**Join**'.



3. You will be held in the waiting room until the host let you into the room.